

- Please see CTRL[®] MS1 Owner's Manual for complete usage & care instructions •



Clean with warm water, mild detergent, and a soft cloth. Use glass cleaner for stubborn residue.



DO NOT immerse eyewear in liquids. If eyewear, USB cord, or charger have been exposed to excessive sweat or moisture, allow to dry (approx. 8 hours) before charging.



DO NOT store eyewear connected to a charger for extended period of time (unless connected to e-Tint Charger in Storage Mode).



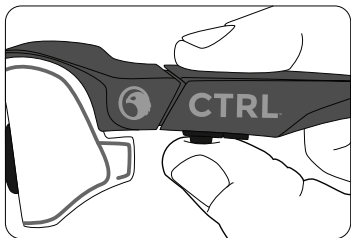
DO NOT leave or store eyewear in excessive heat.



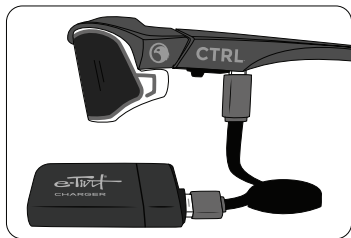
www.e-tintproducts.com



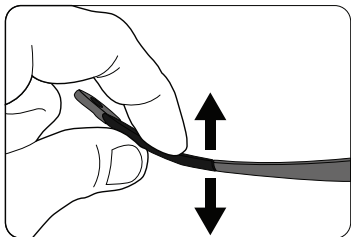
CTRL® MS1 QUICK START GUIDE



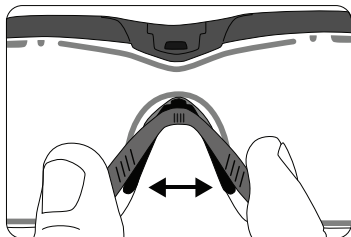
Press button to tint ON and OFF. Press and hold button three (3) seconds for hands-free (auto) mode. To adjust light sensitivity, see full manual.



Charge eyewear with e-Tint Charger Pack provided (see manual). Eyewear will turn clear when fully charged.



Adjust temple arm fit by bending rubber ends in or out.



Adjust nose piece by moving flexible pads in or out.

#etint



Find us on social media and share your experience!